

Tennislink Functions

Listed below are some of the essential functions that may be accessed from the **Welcome Page** screen

Stats & Standings

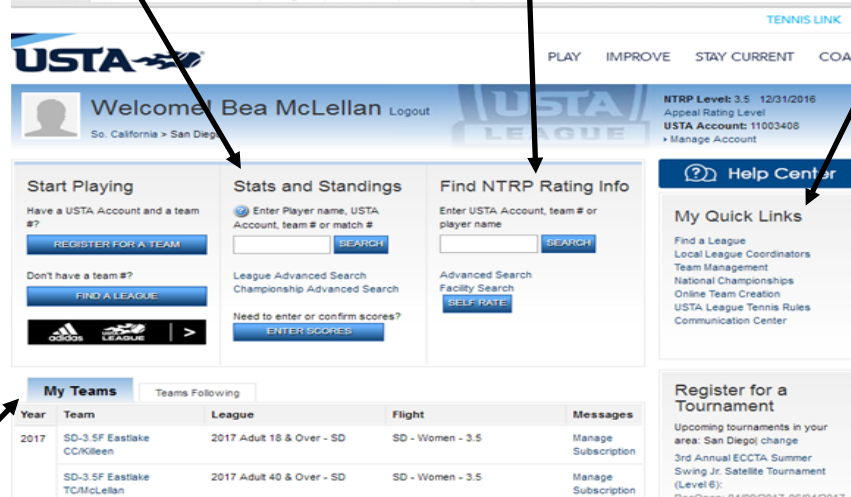
- Locate specific info. on a player, team or match
- Enter scores

Find NTRP Rating Info

Use this option to find the NTRP rating of a player

My Quick Links

Provides several options such as Team Management



My Teams

Lists all the teams you are playing on and/or captaining. Click on your team name to display additional Team Information.

These Tabs allow you to access:

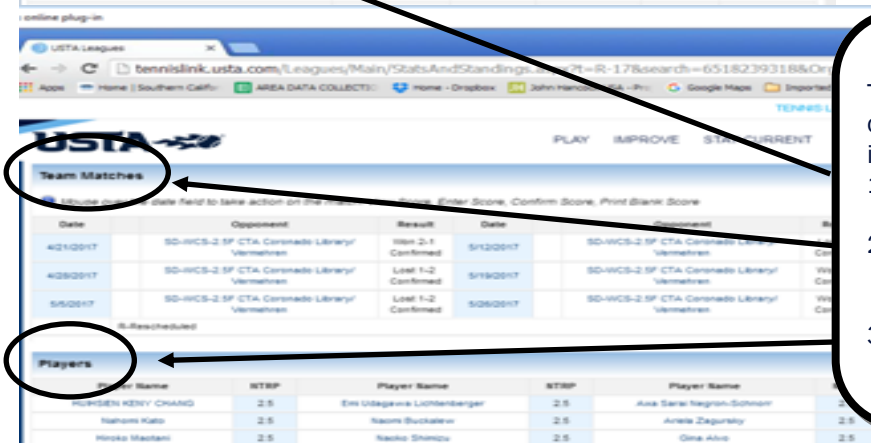
- Match Summary:** Lists all of the team's matches and the results. By clicking on a match #, you can print a Blank Scorecard.
- Match Schedule:** Lists team matches including captains' phone #'s.
- Player Roster:** Lists the players on the team and all their information. By clicking on a player name, you can view details of their match results.
- Captain's Report:** Lists email information of all the captains in the flight. (Captain's Report and personal info on other tabs are only available to captains)



Team Information

The Team page displays team name, facility, captain's info and flight details. It is divided into 3 sections:

- Team Summary:** Lists all the teams in the flight and their standings.
- Team Matches:** Lists matches and their results. By clicking on an unplayed match date, you can print a Blank Scorecard.
- Players:** Lists the players on the team and their ratings.



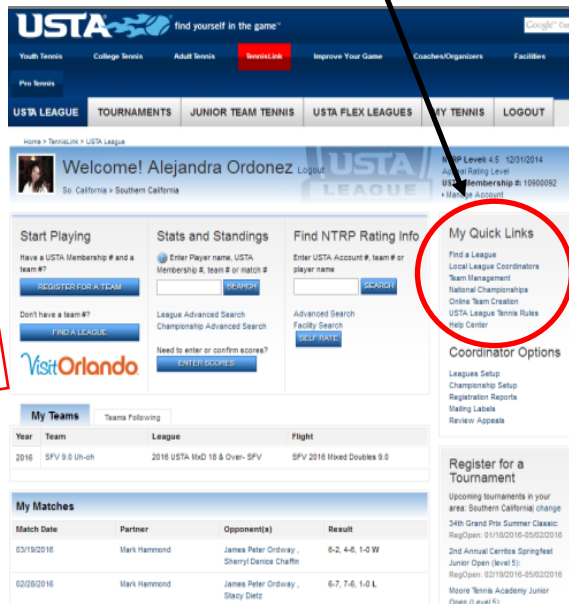
Team Management Tool

TennisLink provides this tool to enhance the USTA/SCTA League experience by assisting Captains and Players in managing their league seasons

1. Once you have registered on a team, go to your Welcome Page and click on **Team Management** to enter your availability and preferences.

Captains can...

- Build lineups
 - Match
 - Practice
- View & update player availability
- View player preferences & statistics
- Create match announcements

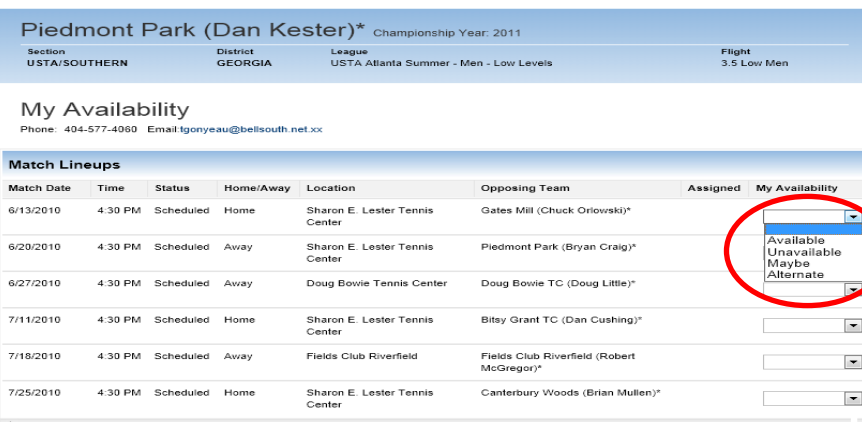
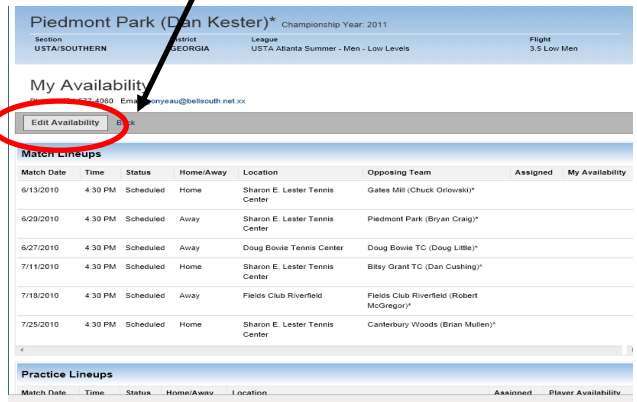
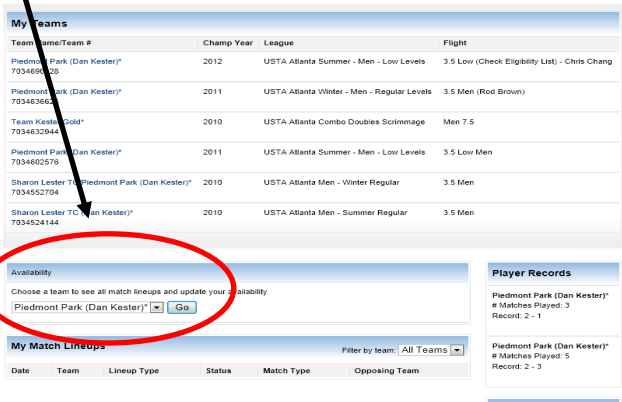


Players can...

- View published lineups
 - Match
 - Practice
- View & update their availability
- Update their preferences and view statistics
- See announcements

2. Choose the team you want to update under **"Availability"** and click on GO

3. Once on the team you want to update, click the **"Edit Availability"** button



4. Update each match scheduled

From this screen you would indicate whether you are available, unavailable, maybe or an alternate for each lineup as appropriate.